

1-16 PORT LOGISTICS

AT JIMMY DELOACH BLVD

PHASE ONE
3 SPEC BUILDINGS
JUNE 2023 DELIVERY



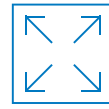
4.2 MSF
Development



I-16 &
JDP Interchange



14 Miles from GPA



50k SF to 1.2 MSF
Available



Class A



PHASE ONE
SPEC BUILDINGS 1-3
JUNE 2023 DELIVERY



Building 1

- + 243,100 SF Cross-Dock Remaining
- + 44 Dock Doors (15 with 40k lbs pit levelers)
- + 44 Trailer Parks
- + 144 Auto Parks
- + 2 Drive-Ins (12' x 14')
- + 2,891 SF spec office
- + 50' x 54' Column Spacing
- + 185' Truck Courts
- + 7" Unreinforced, 4,000 PSI Slab
- + ESFR



Building 2

- + 238,612 SF Rear Load (918' x 260')
- + Will Subdivide
- + 32' Clear
- + 62 Trailer Parks
- + 168 Auto Parks
- + 49 Dock Doors
- + 2 Drive-Ins (12' x 14')
- + 50' x 54' Column Spacing
- + 7" Unreinforced, 4,000 PSI Slab
- + ESFR



Building 3

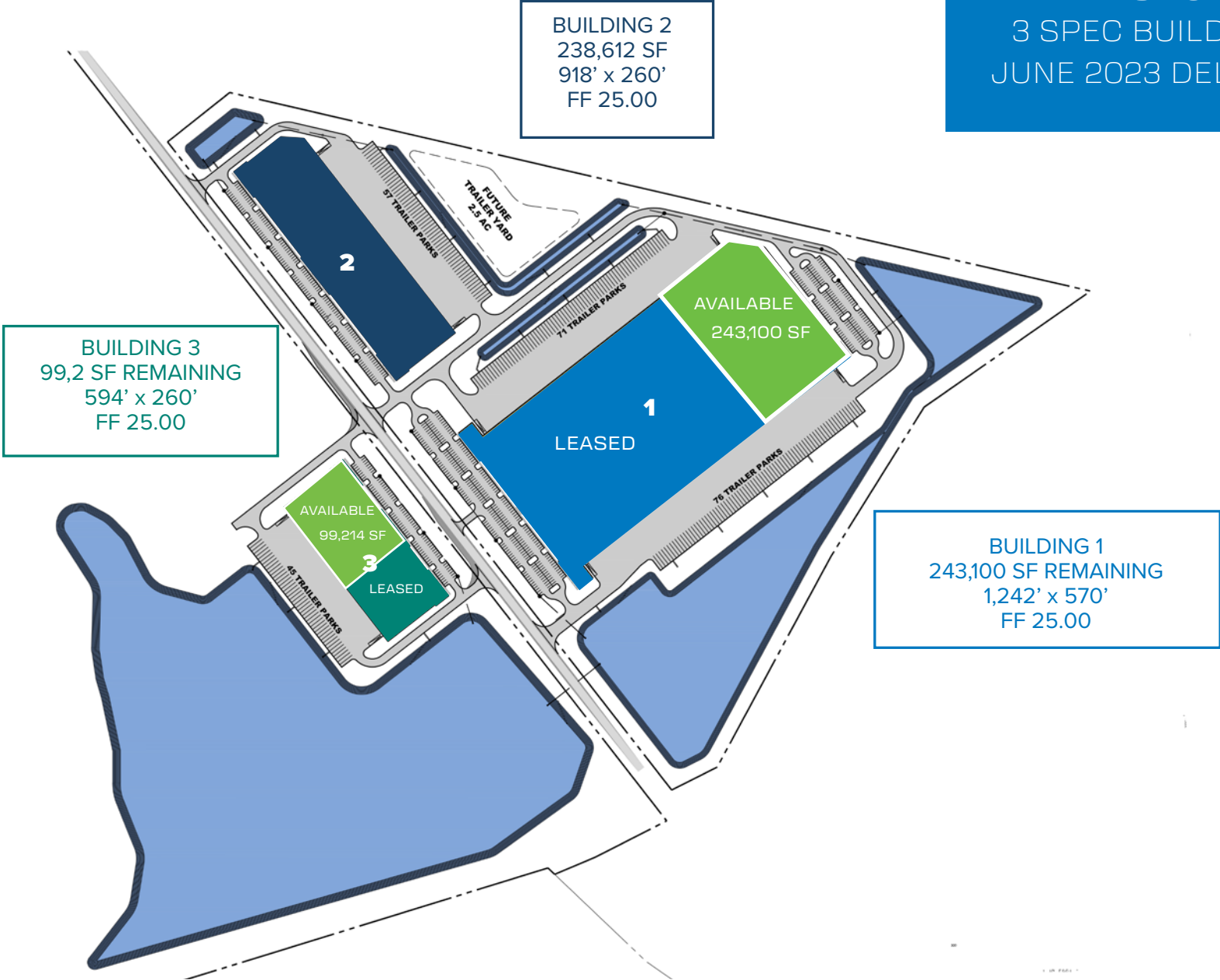
- + 99,214 SF Remaining
- + Will Subdivide
- + 32' Clear
- + 28 Trailer Parks
- + 104 Auto Parks
- + 21 Dock Doors (6 with 40k lbs pit levelers)
- + 1 Drive-In (12' x 14')
- + 50' x 54' Column Spacing
- + 7" Unreinforced, 4,000 PSI Slab



Building 1: 711,975 SF	Building 4: 600,180 SF
Building 2: 238,612 SF	Building 5: 446,820 SF
Building 3: 155,992 SF	Building 6: 213,040 SF

PHASE 1 - SITE PLAN

PHASE ONE
3 SPEC BUILDINGS
JUNE 2023 DELIVERY



LOCATION AND ACCESS MAP

DIRECT ACCESS
TO I-16, I-95 AND THE PORT
OF SAVANNAH VIA JIMMY
DELOACH PARKWAY



Jimmy DeLoach Parkway
Extension to I-16

**PORT OF
SAVANNAH**

**1-16 PORT
LOGISTICS**

DRIVE TIMES



0.5
MILES



7.5
MILES



7.0
MILES



14.0
MILES

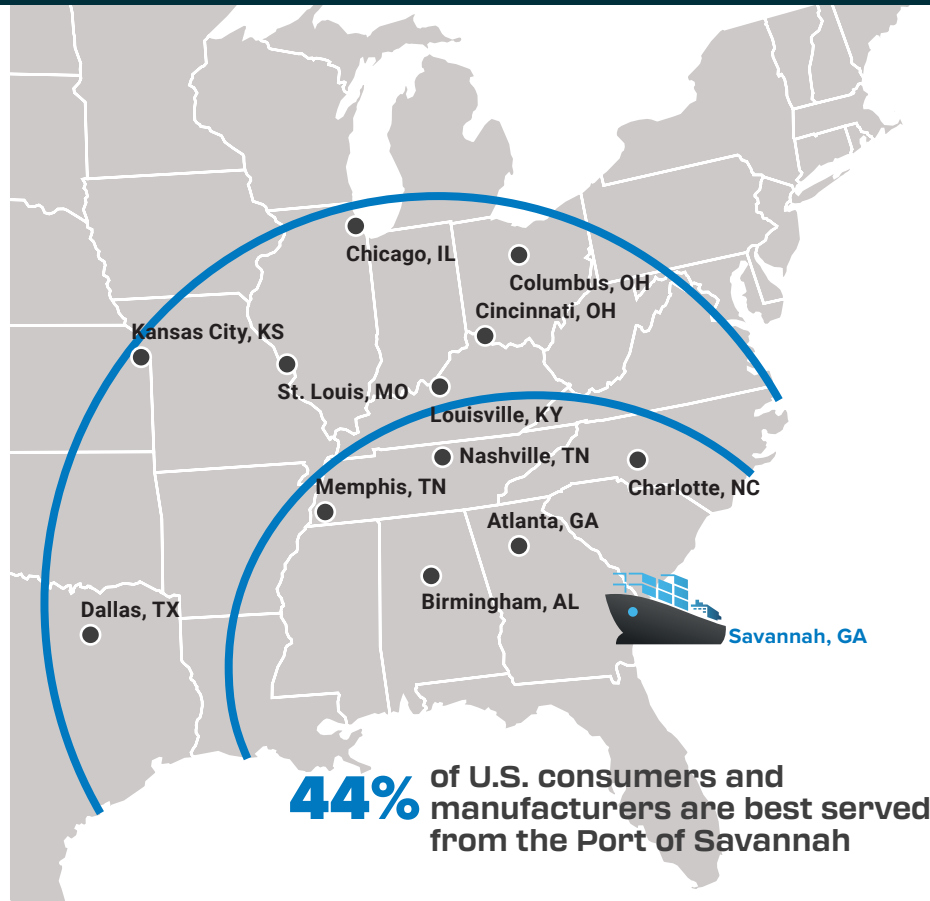
PORT OF SAVANNAH FUNDAMENTALS

Strategic Distribution Hub

- » Multimodal hub fueled by proximity to the Port of Savannah, regional interstate system linking the area to Atlanta and Florida, and Class I rail service from both Norfolk Southern and CSX
- » Located on the I-95 corridor with direct access to the Florida markets, Eastern seaboard and Atlanta population center via I-16
- » Largest concentration of break bulk import distribution centers on the East coast
- » Home to Fort Stewart, the largest US Army installation east of the Mississippi, which also provides a highly trained labor base as soldiers exit the military and join the civilian labor force



Savannah: Gateway to American Commerce



Port of Savannah

- » The fourth largest container volume and the fastest-growing container port by TEU's in the U.S.
- » The Port's Garden City Terminal is the largest single container terminal in North America
- » The Terminal covers 1,200 acres with 9,700 ft of contiguous berthing space and 30 container cranes with six additional Neo-Panamax cranes arriving by 2020, the facility will be able to move nearly 1,300 containers per hour
- » The \$1.4 billion Savannah Harbor Expansion Project (SHEP) is underway to deepen its navigation channel from 42 feet to 47 feet, enabling larger and heavier vessels to call on the port with projected completion in 2021
- » Rail connectivity to every major destination east of the Mississippi via two Class I railroads, Norfolk Southern and CSX Transportation
- » The Mason Mega Rail project will deliver the largest on-dock intermodal rail facility for a port authority in North America, doubling the Port of Savannah's rail lift capacity to 1 million TEU's per year with an expected completion date of 2020
- » 2020 Throughput: 4.7 million TEU's
- » 2021 Throughput: 5.15 million TEU's (9% annual increase)

1-16 PORT LOGISTICS

AT JIMMY DELOACH BLVD

JIMMY DELOACH PARKWAY

PINE BARREN ROAD

US I-16 16

Building 1: 711,975 SF	Building 6: 213,040 SF
Building 2: 238,612 SF	Building 7: 182,860 SF
Building 3: 155,992 SF	Building 8: 440,240 SF
Building 4: 600,180 SF	Building 9: 1,120,200 SF
Building 5: 446,820 SF	

CONTACT INFORMATION

WILLIAM LATTIMORE, SIOR
CBRE, Inc.
+1 912 596 7019
william.lattimore@cbre.com

CBRE, INC.
144 Habersham Street
Savannah, GA 31401
+ 1 912 228 3528

CBRE